
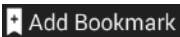



OVERDRIVE: INSTRUCTIONS FOR KINDLE FIRE DEVICES




OverDrive Read (Web Browser-based Option)

1. Go to overdrive.slcp.org.

Bookmark this page in your device's Silk web browser for easy access in the future. To do so, tap the **Menu**  button then tap . OverDrive will then be easily accessible for subsequent visits by tapping the **Navigation Panel**  icon then tapping the **Bookmarks** menu.

2. Browse the eBook collection to find the title you would like to check out.

You can browse by category via the menus across the top of the screen, or search by specific title, author, or ISBN number in the **Search Box**  in the upper right-hand corner of the screen.


3. Borrow the book you wish to read.

To do so, tap the image of the book cover once, then press the green **Borrow** button.

4. Authenticate your library credentials.


Enter the barcode from your City Library card as well as your PIN number, and tap **Login**.

5. Open the book in your browser.


After completing the authentication process, you will be in the  **Bookshelf** area of your account. The book you borrowed in Step 3 above should appear here.

Tap  **Read** (In your browser).

6. Congratulations! The book will open in a new browser tab and you can start reading.


Remember to bookmark the book's specific web address URL via Silk's **Menu**  button for easy access in the future. For instruction on downloading a book for offline access, see the instructions to the right.

To Return a Book



Your book will return automatically after the loan period has elapsed (typically 14 days). If you wish to return your book early, go to the  **Bookshelf** area of your account and tap the gray **Return Title** button for each title you wish to return.

To Download a Book for Offline Access



1. Bookmark the eBook's URL in Silk.

With the book's tab open in Silk web browser, **Bookmark** this eBook's specific URL by tapping the **Menu**  button and then tapping .




2. Download the entire eBook's content from within the OverDrive Reads menu.

With the book's tab open in Silk web browser, tap the center of the screen or swipe down from the top of the screen to bring up the **OverDrive Reads** menu . Scroll to the bottom of the menu. You will see a section called **DOWNLOAD**. Tap the **Cloud** icon  under the **DOWNLOAD** section to begin downloading the book for offline access. When the progress bar (orange circle progressing around the cloud) has completed, the eBook is available for offline use.

3. Test that the book has been properly downloaded for offline use.

Prior to leaving the range of your Wi-Fi/Data access, turn on  **Airplane Mode** or turn off  **Wi-Fi** and/or Cellular Data, then attempt to access the eBook via the Bookmarks menu in Silk.

Tips and Tricks

- **To place a bookmark** at any point in the book while reading, tap the page you'd like to bookmark, then tap the **bookmark ribbon**  at the top right corner of the page.
- **To define a word**, tap the word and hold until it is highlighted in blue. Tap  **DEFINE** in the menu that pops up.
- **To highlight a selection** from the book: tap the beginning of the passage and hold until the blue selection appears. Drag to select the desired text, then tap  **HIGHLIGHT** in the menu that pops up.
- **To annotate**: highlight the passage first, per the directions above, then tap the white box with the letter "I" in it to enter a note.